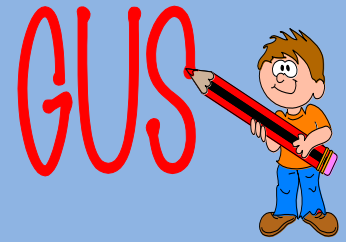



Involvement of grandparents




- Who is counted as a grandparent?
- How many children have grandparents living nearby? Which grandparents are near?
- How many children are emotionally close to grandparents? Which grandparents are close?
- Who is and how are they involved?

Number of Living Grandparent



Number	Age 3 %	Age 6 %
0	1	1
1	3	4
2	12	15
3	26	28
4	49	44
5	5	4
6 or more	4	4
<i>Bases</i>		
<i>weighted</i>	4,191	3,640
<i>unweighted</i>	4,191	3,645

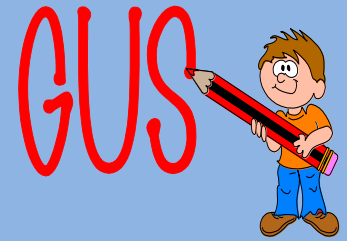
Relationship of grandparent to carer	Age3	Age6
Mother	91%	88%
Father	78	74
Partner's mother	75	66
Partner's father	64	55
Child's non-resident parent's mother	10	17
Child's non-resident parent's father	8	14
Mother's partner	9	8
Father's partner	5	5
Partner's mother's partner	5	4
Partner's father's partner	4	3
Child's non resident parent's mother's partner	1	1
Child's non resident parent's father's partner	1	1



Age distribution of grandparents

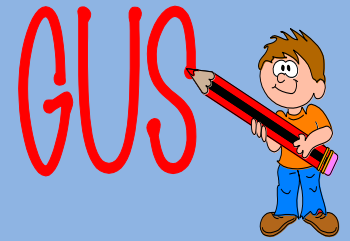
Relationship of grandparent to main carer	30-59	60-69	70-79	80-100
Mother	44	31	13	2
Father	37	42	19	3
Partner's Mother	30	46	20	3
Partner's Father	24	47	26	4
Non-resident parent's mother	52	35	12	1
Non-resident parent's father	46	34	14	2

Percentage of six year old children with four or more grandparents living locally by age of mother at birth



Under 20 %	20-29 %	30-39 %	40-49 %	All ages %	
41	33	19	5	29	

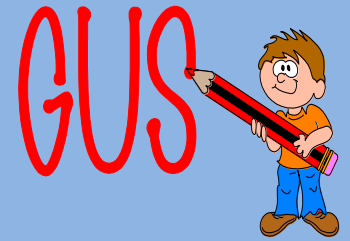
Local grandparents



- Variation by age of mother at birth
- Variation by household income and local area deprivation (e.g. no local grandparent 22% of top income quintile and 8% of bottom income quintile). 7% of children in the lowest income group have a grandparent living in their household compared to 1% in the highest income group.
- Variation across the urban to remote rural classification (e.g. children born to mothers over 30 in urban areas 16% have no local grandparent compared to 26% in rural/remote areas)


Child Age 3	local	of local close
Relationship of grandparent to carer		
Mother	68%	94%
Father	53	85
Partner's mother	49	81
Partner's father	40	73
Child's non-resident parent's mother	8	52
Child's non-resident parent's father	6	46
Mother's partner	7	82
Father's partner	3	61
Partner's mother's partner	3	68
Partner's father's partner	2	62

Closeness



- Proximity associated with closeness
- But both gender and 'lineage', whether 'maternal' through the mother of the main carer or 'paternal' through the partner of the main carer , make a difference.
- Maternal grandmothers who are not geographically close have a higher likelihood of nevertheless being emotionally close (53%)

How many children have a close and local maternal grandmother

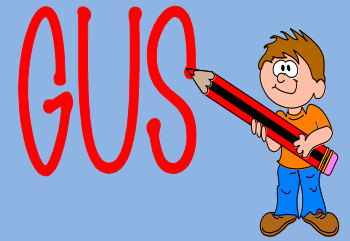


58% at age 3.

(91% have a living maternal grandmother, 68% of whom live locally and 94% of whom are close).


Exactly equivalent figure for age 6 is not available but 85% of families are in contact with a maternal grandmother and 73% see her weekly suggesting a total of 62% at age 6.

Involvement with the child



- Variation by gender and lineage
- Different impact of living alone and re-partnering on grandfathers and grandmothers?
- Distinctive pattern for non-resident father's parents
- Variation by age of mother at child's birth and household income

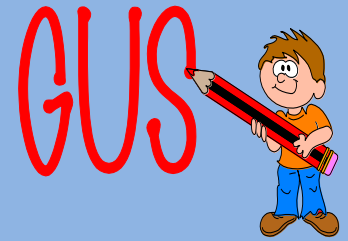
Support for the child's parents



- Variation by gender and lineage
- Variation by age of mother at child's birth and household income

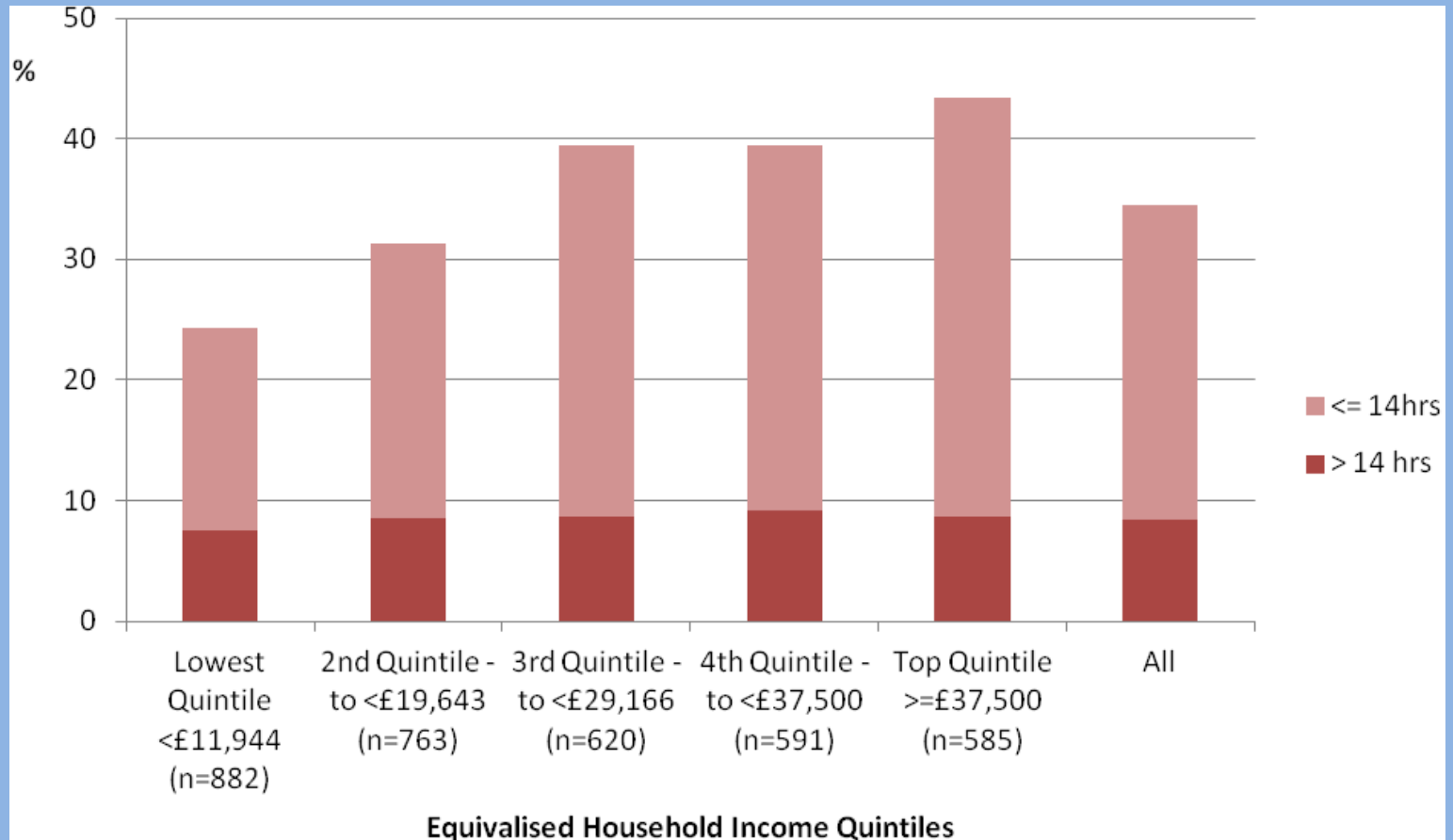
Grandchild-grandparent interaction when child is aged 6					
Relationship of grandparent to child's carer	Sees at least weekly	Looks after at least monthly	Baby sits at least monthly	Stays Over monthly	Took out in year
Mother & father	74%	68	40	31	72
Mother alone	72	57	40	26	54
Mother & partner	73	58	41	33	63
Father alone	47	27	14	14	31
Father & partner	30	25	17	11	48

Grandparent childcare

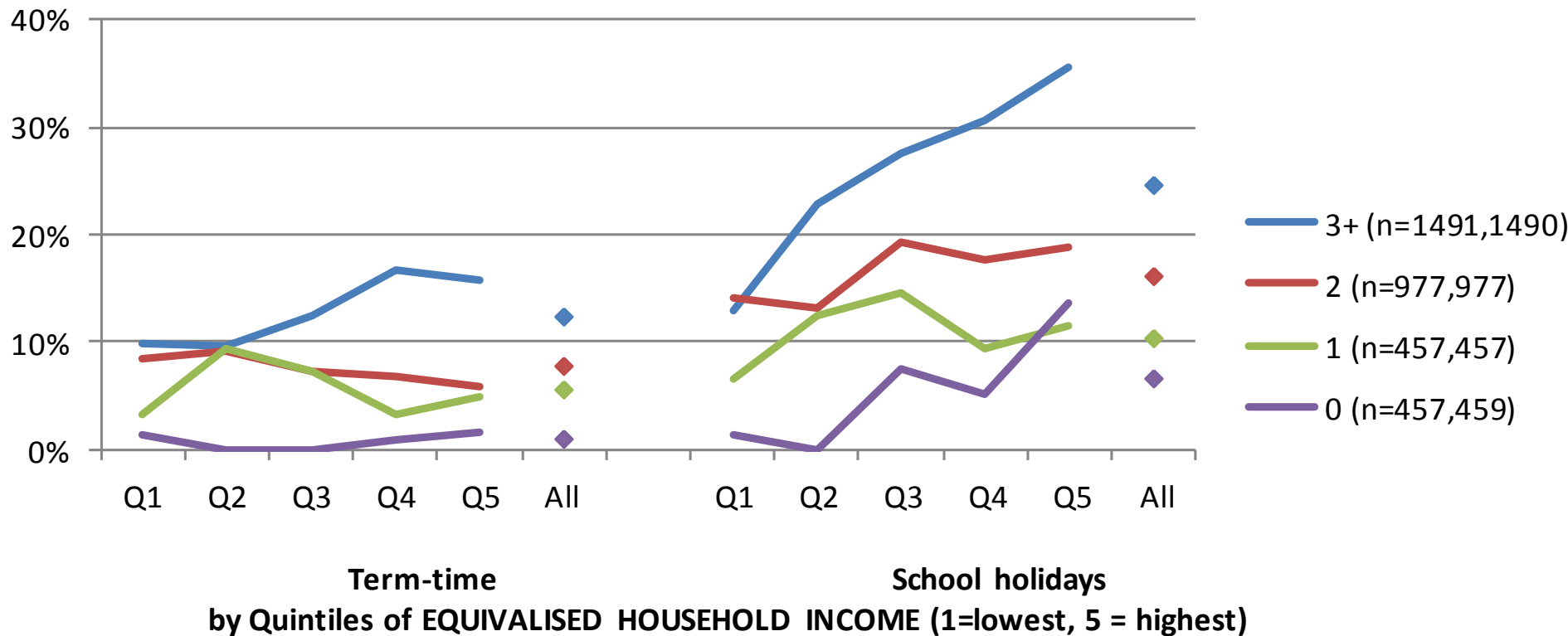


- When children go to school the proportion in childcare drops but the proportion in grandparent care remains fairly steady.
- Of those using any childcare 67% are in grandparent care.
- The proportion receiving some grandparent care increases with household income
- Little variation across income in those receiving over 14 hours of care in term time (8%) but during the holidays increases and is highest for high income groups (23% compared to 11% in the lowest income group).

Percentage of all children aged 6 who are receiving grandparent care during school term, up to and over 14 hours per week, by household income



Separately for term time and school holidays, for all children aged 6 divided into subgroups according to number of grandparents living locally, the % who are receiving over 14 hours per week grandparent care, by household income quintiles and all incomes.



Conclusion

- Confirms the significance of lineage and gender, and continues to point to the maternal grandmother as the key grandparent.
- The majority of children have at least one local grandparent described as close, typically the maternal grandmother. On the other hand, about two out of five children have no local described as close although many households are maintaining close ties over distance.
- Re-partnering increases children's pool of grandparents but not always the support available to them.
- Income support is more frequently given to children in low-income families and the proportion of children with very frequent 'hands-on' interaction with grandparents is also higher among lower-income groups.
- In contrast, the proportion of children receiving some regular grandparent care is higher among high income groups. There is little difference by income among those receiving more than 14 hours a week of grandparent care during term time, 8% of the cohort. In school holidays high-income groups seem able to draw on additional grandparent care even if they have no local grandparents.